

PROJECT	CUSTOMER	VEHICLE
Xtrapolis-PRASA	PRASA	221 – M3 – VFT

RTR Vehicle Functional Static Testing TS221 M3 Report
GIB0000006452






	CREATED	VERIFIED	APPROVED	DISTRIBUTION
Name	Kealeboga MOCWAGOLE	Sifiso LUKHELE	Kgomotso NKOANA	Confidentiality Category <i>Restricted</i> <i>Project</i> <i>Normal</i> <input type="checkbox"/> <input type="checkbox"/> <input checked="" type="checkbox"/>
Date	14/05/2024	14/05/2024	14/05/2024	Control Category <i>Controlled</i> <i>Not Controlled</i> <input checked="" type="checkbox"/> <input type="checkbox"/>
Signature				Language EN

This report has been automatically generated from TES version 1

Table of modifications

Rev	Date	Modifications Content	Writer
A0	14/05/2024	Creation	Kealeboga MOCWAGOLE

Internal validations

	Name	Function	Date	Signature
Creator	Kealeboga MOCWAGOLE	EPU Manager	14/05/2024	 X Kealeboga MOCWAGOLE EPU Manager
Verifier	Sifiso LUKHELE	Serial Test Manager	14/05/2024	 X Sifiso LUKHELE Serial Test Manager
Approver	Kgomotso NKOANA	Test Expert	14/05/2024	 X Kgomotso NKOANA Test Expert

Execution Plan

Start Date	09/05/2024
End Date	09/05/2024

Contents

Section 1 - Purpose / Objectives

Section 3 - Protective Bonding and Return Current

3.3 Instructions list

Section 4 - Reflectometry

4.3 Instructions list

Section 5 - Config

5.3 Instructions list

Section 6 - Traction Motors

6.3 Instructions list

Section 5 - Report summaries

5.2 Results status

5.3 Tools used



Serial Tests Report TS221 – M3 – VFT RTR Vehicle Functional Static Testing Report	Document Reference GIB0000006452 Version: A0	Emission date 14/05/2024
---	--	-----------------------------

Section 1 – Purpose / Objectives



Serial Tests Report
TS221 – M3 – VFT
RTR Vehicle Functional Static Testing Report

Document Reference
GIB0000006452
Version: A0

Emission date
14/05/2024

Section 3 – Protective Bonding and Return Current

3.3 Instructions list

3.3.1 012_PB-Protective Bonding and Return Current

I - Information A - Action R - Result NE - Not Executed

N°	Type	Instruction	File	Result status	Result value	Operator	Vehicle
10001	I	Return Circuit: Car Body to Ground		OK		Siphesihle Mchunu - 491465	M3
10002	I	The purpose of this test is to confirm that the car body of each car in the train is connected to ground via the earthing brush which will ensure that current from the overhead wire is returned to the substation without damage to equipment or risk of electric shock		OK		Siphesihle Mchunu - 491465	M3
10003	A	Use the Tool List to record the serial number of the Ohmmeter that will be used in this test		OK		Siphesihle Mchunu - 491465	M3
10004	A	Ensure that the current setpoint is 50A and voltage <50V (applicable for all impedance measurement) on the ohmmeter device to be used for the test.		OK		Siphesihle Mchunu - 491465	M3
10005	I	For all impedance measurements of the car body to ground the positive terminal shall be connected to the car body and the negative terminal to the rail		OK		Siphesihle Mchunu - 491465	M3
10006	I	For all other impedance measurements, the positive terminal shall be connected to the tested subject and the negative terminal to the car body shell		OK		Siphesihle Mchunu - 491465	M3
10007	A	Visually identify and inspect that the earthing cables of the 1st and 2nd axle of the 1st and 2nd Bogie Frame are properly connected to the axle brushes		OK		Siphesihle Mchunu - 491465	M3
10008	A	Disconnect from the axle box the earthing cable of the 1st and 2nd axle of the 1st and 2nd Bogie Frame of the M3 car		OK		Siphesihle Mchunu - 491465	M3
10009	R	All the earthing cables of the M3 car are disconnected.		OK		Siphesihle Mchunu - 491465	M3
10010	A	Connect the earthing cable of the 1st axle in the 1st Bogie Frame		OK		Siphesihle Mchunu - 491465	M3

10011	R	Only the earthing cable of the 1st axle of the 1st Bogie Frame is connected		OK		Siphesihle Mchunu - 491465	M3
10012	A	Using an ohmmeter measure the impedance between the car body to rail		OK		Siphesihle Mchunu - 491465	M3
10013	R	Impedance Result Max : $x \leq 0.05$ (Ohm)		OK	0.0243	Siphesihle Mchunu - 491465	M3
10014	A	Disconnect the earthing cable of the 1st axle of the 1st bogie frame		OK		Siphesihle Mchunu - 491465	M3
10015	R	Earthing cable disconnected		OK		Siphesihle Mchunu - 491465	M3
10016	A	Connect the earthing cable of the 2nd axle in the 1st Bogie Frame		OK		Siphesihle Mchunu - 491465	M3
10017	R	Only the earthing cable of the 2nd axle of the 1st Bogie Frame is connected		OK		Siphesihle Mchunu - 491465	M3
10018	A	Using an ohmmeter measure the impedance between the car body to rail		OK		Siphesihle Mchunu - 491465	M3
10019	R	Impedance Result Max : $x \leq 0.05$ (Ohm)		OK	0.0213	Siphesihle Mchunu - 491465	M3
10020	R	Earthing cable disconnected		OK		Siphesihle Mchunu - 491465	M3
10021	A	Disconnect the earthing cable of the 2nd axle of the 1st bogie frame		OK		Siphesihle Mchunu - 491465	M3
10022	I	Earthing of Equipment on the Underframe		OK		Siphesihle Mchunu - 491465	M3
10023	A	Connect the earthing cable of the 1st axle in the 2nd Bogie Frame		OK		Siphesihle Mchunu - 491465	M3
10024	R	Only the earthing cable of the 1st axle of the 2nd Bogie Frame is connected		OK		Siphesihle Mchunu - 491465	M3
10025	A	Using an ohmmeter measure the impedance between the car body to rail		OK		Siphesihle Mchunu - 491465	M3
10026	R	Impedance Result Max : $x \leq 0.05$ (Ohm)		OK	0.0274	Siphesihle Mchunu - 491465	M3
10027	A	Disconnect the earthing cable of the 1st axle of the 2nd bogie frame		OK		Siphesihle Mchunu - 491465	M3
10028	R	Earthing cable disconnected		OK		Siphesihle Mchunu - 491465	M3
10029	A	Connect the earthing cable of the 2nd axle in the 2nd Bogie Frame		OK		Siphesihle Mchunu - 491465	M3

10030	R	Only the earthing cable of the 1st axle of the 2nd Bogie Frame is connected		OK		Siphesihle Mchunu - 491465	M3
10031	A	Using an ohmmeter measure the impedance between the car body to rail		OK		Siphesihle Mchunu - 491465	M3
10032	R	Impedance Result Max : $x \leq 0.05$ (Ohm)		OK	0.0245	Siphesihle Mchunu - 491465	M3
10033	A	Reconnect all earthing cables of the 1st and 2nd axle of the 1st and 2nd Bogie Frame		OK		Siphesihle Mchunu - 491465	M3
10034	R	All earthing cables connected on the 1st and 2nd Bogie Frame		OK		Siphesihle Mchunu - 491465	M3
10035	A	Visually inspect that the earthing cable connecting the Traction Inverter Case to M3 car body is properly connected and related bolts are correctly torqued.		OK		Siphesihle Mchunu - 491465	M3
10036	R	Traction Inverter Case visually grounded and torque is correctly marked		OK		Siphesihle Mchunu - 491465	M3
10037	A	Using an ohmmeter measure the impedance between the Traction Inverter Case and the car body		OK		Siphesihle Mchunu - 491465	M3
10038	R	Impedance Result Max : $x \leq 0.05$ (Ohm)		OK	0.0293	Siphesihle Mchunu - 491465	M3
10039	A	Visually inspect that the earthing cable connecting the Line Inductor Case to M3 car body is properly connected and related bolts are correctly torqued.		OK		Siphesihle Mchunu - 491465	M3
10040	R	Line Inductor Case visually grounded and torque is correctly marked		OK		Siphesihle Mchunu - 491465	M3
10041	A	Using an ohmmeter measure the impedance between the Line Inductor Case and the car body		OK		Siphesihle Mchunu - 491465	M3
10042	R	Impedance Result Max : $x \leq 0.05$ (Ohm)		OK	0.0223	Siphesihle Mchunu - 491465	M3
10043	A	Visually inspect that the earthing cable connecting the Traction Motors of the 1st and 2nd axle of the 1st Bogie Frame to the car body is properly connected and related bolts are correctly torqued		OK		Siphesihle Mchunu - 491465	M3
10044	R	Traction Motors visually grounded and torque is correctly marked		OK		Siphesihle Mchunu - 491465	M3

10045	A	Using an ohmmeter measure the impedance between the Traction Motor of the 1st and 2nd axle of the 1st Bogie Frame and the car body		OK		Siphehile Mchunu - 491465	M3
10046	R	Impedance Result Max : $x \leq 0.05$ (Ohm)		OK	0.0024	Siphehile Mchunu - 491465	M3
10047	A	Visually inspect that the earthing cable connecting the Traction Motors of the 1st and 2nd axle of the 2nd Bogie Frame to the car body is properly connected and related bolts are correctly torqued		OK		Siphehile Mchunu - 491465	M3
10048	R	Traction Motors visually grounded and torque is correctly marked		OK		Siphehile Mchunu - 491465	M3
10049	A	Using an ohmmeter measure the impedance between the Traction Motor of the 1st and 2nd axle of the 2nd Bogie Frame and the car body		OK		Siphehile Mchunu - 491465	M3
10050	R	Impedance Result Max : $x \leq 0.05$ (Ohm)		OK	0.0132	Siphehile Mchunu - 491465	M3
10051	I	Earthing of Interior Equipment		OK		Siphehile Mchunu - 491465	M3
10052	A	Visually inspect that the earthing cable connecting the LV3 cubicle, and the car body is properly connected and related bolts are correctly torqued		OK		Siphehile Mchunu - 491465	M3
10053	R	LV3 cubicle visually grounded and torque is correctly marked		OK		Siphehile Mchunu - 491465	M3
10054	A	Using an ohmmeter measure the impedance between the LV3 cubicle and the car body		OK		Siphehile Mchunu - 491465	M3
10055	R	Impedance Result Max : $x \leq 0.05$ (Ohm)		OK	0.00143	Siphehile Mchunu - 491465	M3
10056	A	Visually inspect that the earthing cable connecting the LV6 cubicle, and the car body is properly connected and related bolts are correctly torqued		OK		Siphehile Mchunu - 491465	M3
10057	R	LV6 cubicle visually grounded and torque is correctly marked		OK		Siphehile Mchunu - 491465	M3
10058	A	Using an ohmmeter measure the impedance between the LV6 cubicle and the car body		OK		Siphehile Mchunu - 491465	M3
10059	R	Impedance Result Max : $x \leq 0.05$ (Ohm)		OK	0.00236	Siphehile Mchunu - 491465	M3

10060	I	Earthing of Equipment on the Roof		OK		Siphesihle Mchunu - 491465	M3
10061	A	Visually inspect that the earthing cable connecting the 1st Braking Resistor Box to M3 car body is properly connected and related bolts are correctly torqued.		OK		Siphesihle Mchunu - 491465	M3
10062	R	1st Braking Resistor Box visually grounded and torque is correctly marked		OK		Siphesihle Mchunu - 491465	M3
10063	A	Using an ohmmeter measure the impedance between the 1st Braking Resistor Box and the car body		OK		Siphesihle Mchunu - 491465	M3
10064	R	Impedance Result Max : $x \leq 0.05$ (Ohm)		OK	0.0278	Siphesihle Mchunu - 491465	M3
10065	A	Visually inspect that the earthing cable connecting the Saloon HVAC to M3 car body is properly connected and related bolts are correctly torqued.		OK		Siphesihle Mchunu - 491465	M3
10066	R	Saloon HVAC visually grounded and torque is correctly marked		OK		Siphesihle Mchunu - 491465	M3
10067	A	Using an ohmmeter measure the impedance between the Saloon HVAC and the car body		OK		Siphesihle Mchunu - 491465	M3
10068	R	Impedance Result Max : $x \leq 0.05$ (Ohm)		OK	0.025	Siphesihle Mchunu - 491465	M3
10069	A	Visually inspect that the earthing cable connecting the 2nd Braking Resistor Box to M3 car body is properly connected and related bolts are correctly torqued.		OK		Siphesihle Mchunu - 491465	M3
10070	R	2nd Braking Resistor Box visually grounded and torque is correctly marked		OK		Siphesihle Mchunu - 491465	M3
10071	A	Using an ohmmeter measure the impedance between the 1st Braking Resistor Box and the car body		OK		Siphesihle Mchunu - 491465	M3
10072	R	Impedance Result Max : $x \leq 0.05$ (Ohm)		OK	0.0261	Siphesihle Mchunu - 491465	M3



Serial Tests Report
TS221 – M3 – VFT
RTR Vehicle Functional Static Testing Report

Document Reference
GIB0000006452
Version: A0


Emission date
14/05/2024

Section 4 – Reflectometry

4.3 Instructions list

4.3.1 025_NET_054_PIS-Network Cabling Integrity

I - Information A - Action R - Result NE - Not Executed

N°	Type	Instruction	File	Result status	Result value	Operator	Vehicle
10001	I	Network Cabling Integrity Test		OK		Anthonia Mabowa - 494131	M3
10002	I	It is necessary to check the network cables to ensure that they have been installed correctly to improve the overall operation of the system.		OK		Anthonia Mabowa - 494131	M3
10003	I	The Cable Analyzer Module DSX-5000 will be used to validate cabling		OK		Anthonia Mabowa - 494131	M3
10004	I	Register as a new Operator on the DSX-5000. Check on the manual below on how to register as a new Operator		OK		Anthonia Mabowa - 494131	M3
10005	I	When saving the tests results for each line, it should be named by its trainset number (X) and the test code (Indicated in the test step). i.e. TS021_M3_P01 for PACIS and TS021_M3_T01 for TCMS.		OK		Anthonia Mabowa - 494131	M3
10006	I	TCMS cabling		OK		Anthonia Mabowa - 494131	M3
10007	A	From: [25A10 CRS1 (Local: +LV3; Connector: 25XP10_X3)] to: [25A11 CRS2 (Local: +LV3; Connector: 25XP11_X4)] NOTE: Cable is crossed TSX_M3_T01		OK		Anthonia Mabowa - 494131	M3
10008	A	From: [25A10 Ethernet Switch (Local: +LV3; Connector: 25XP10_X4)] to: [(Local: +END1; Connector: 90XP12.All)] NOTE: Cable is straight TSX_M3_T02		OK		Anthonia Mabowa - 494131	M3

10009	A	From: [25A14 TBR (Local: +LV3; Connector: 25XP14_ETH0)] to: [Inter-car (Local: +END1; Connector: 90XP11.All)] NOTE: Cable is crossed TSX_M3_T03		OK		Anthonia Mabowa - 494131	M3
10010	A	From: [25A14 TBR (Local: +LV3; Connector: 25XP14_ETH1)] to: [Inter-car (Local: +END2; Connector: 90XP22.al)] NOTE: Cable is straight TSX_M3_T04		OK		Anthonia Mabowa - 494131	M3
10011	A	From: [25A11 Ethernet Switch (Local: +LV3; Connector: 25XP11_X3)] to: [Inter-car (Local: +END2; Connector: 90XP22.all)] NOTE: Cable is crossed TSX_M3_T05		OK		Anthonia Mabowa - 494131	M3
10012	A	From: [(Local: +END1; Connector: 90XR12.Al)] to: [Inter-car (Local: +END2; Connector: 90XP21.Al)] NOTE: Cable is straight TSX_M3_T06		OK		Anthonia Mabowa - 494131	M3
10013	A	From: [(Local: +END1; Connector: 90XR11.Al)] to: [Inter-car (Local: +END2; Connector: 90XP21.all)] NOTE: Cable is straight TSX_M3_T07		OK		Anthonia Mabowa - 494131	M3
10014	I	Pacis cabling		OK		Anthonia Mabowa - 494131	M3
10015	A	From: [(Local: +END1; Connector: -90XR11.El)] to: [Inter-car (Local: +END2; Connector: -90XP21.el)] NOTE: Cable is straight TSX_M3_P01		OK		Anthonia Mabowa - 494131	M3
10016	A	From: [54A10 CRS1 (Local: +LV6; Connector: 54XP10_X7)] to: [(Local: +END1; Connector: -90XR12.El)] NOTE: Cable is crossed TSX_M3_P02		OK		Anthonia Mabowa - 494131	M3
10017	A	From: [54A11 CRS2 (Local: +LV6; Connector: 54XP11_X8)] to: [(Local: +END2; Connector: -90XP22.el)]		OK		Anthonia Mabowa - 494131	M3



		NOTE: Cable is straight TSX_M3_P03					
10018	A	From: [54A11 CRS2 (Local: +LV6; Connector: 54XP11_X7)] to: [54A10 CRS1 (Local: +LV6; Connector: 54XP10_X8)] NOTE: Cable is crossed TSX_M3_P04		OK		Anthonia Mabowa - 494131	M3
10019	A	All cables have been validated on M3		OK		Anthonia Mabowa - 494131	M3
10020	R	Download all the results from Fluke and save them on PC with folder name "M3_TSxx"		OK		Ntobeko Ndlovu - 421595	M3
10021	R			OK		Anthonia Mabowa - 494131	M3

Section 5 – Config

5.3 Instructions list

5.3.1 CONFIG-Vehicle Configuration

I - Information A - Action R - Result NE - Not Executed

N°	Type	Instruction	File	Result status	Result value	Operator	Vehicle
10001	I	Configuration Checks		OK		Anthonia Mabowa - 494131	M3
10002	A	Check continuity on all pins of End 1 connector 90XP15 & 90XP14 to ground		OK		Anthonia Mabowa - 494131	M3
10003	R	There is no continuity		OK		Anthonia Mabowa - 494131	M3
10004	A	Check continuity on all pins of End 2 connector 90XP15 & 90XP14 to ground		OK		Anthonia Mabowa - 494131	M3
10005	R	There is no continuity		OK		Anthonia Mabowa - 494131	M3
10006	I	Smoke Detector Address Configuration		OK		Anthonia Mabowa - 494131	M3
10007	A	Remove and configure the Smoke Detector 67A2 (+PA1) according to the figure attached		OK		Anthonia Mabowa - 494131	M3
10008	A	Reconnect Smoke Detector 67A2		OK		Anthonia Mabowa - 494131	M3
10009	A	Remove and configure the Smoke Detector 67A3 (+PA3) according to the figure attached		OK		Anthonia Mabowa - 494131	M3
10010	I	Line Heat Detection		OK		Anthonia Mabowa - 494131	M3
10011	R	Measure the resistance between point 1 and point 4 of the connector 67XP3_11 Result Min/Max : 550<= x<= 700 ()		OK	601.5	Anthonia Mabowa - 494131	M3
10012	A	Reconnect Smoke Detector 67A3		OK		Anthonia Mabowa - 494131	M3
10013	I	OTDR LOOP		OK		Anthonia Mabowa - 494131	M3

10014	I	Check the continuity between the following points:		OK		Anthonia Mabowa - 494131	M3
10015	A	From: [+IV1 (local +END2 Connector - 93XP23.b (pin1))] to: [local +END1 Connector - 90XR13.B(pin1)]		OK		Anthonia Mabowa - 494131	M3
10016	A	From: [-IV1 (local +END2 Connector - 93XP23.b (pin2))] to: [local +END1 Connector - 90XR13.B(pin2)]		OK		Anthonia Mabowa - 494131	M3

Section 6 – Traction Motors

6.3 Instructions list

6.3.1 011_TRM-Traction Motors

I - Information A - Action R - Result NE - Not Executed

N°	Type	Instruction	File	Result status	Result value	Operator	Vehicle
10001	I	Traction Motors (SPP = 11)		OK		Siphesihle Mchunu - 491465	M3
10002	I	Ensure all the CONNECTORS are fully ASSEMBLED before running a continuity test.		OK		Siphesihle Mchunu - 491465	M3
10003	I	The following test is used to confirm the wiring of the traction motors.		OK		Siphesihle Mchunu - 491465	M3
10004	I	SAFETY NOTICE: It is important to ensure that there is no 400Vac power supply on the vehicle.		OK		Siphesihle Mchunu - 491465	M3
10005	A	Switch OFF the 400Vac power supply at the source and disconnect the supply cables from the vehicle		OK		Siphesihle Mchunu - 491465	M3
10006	R	There is no 400Vac available on the vehicle		OK		Siphesihle Mchunu - 491465	M3
10007	I	Bogie 1 (MB1)		OK		Siphesihle Mchunu - 491465	M3
10008	I	Visual Inspection		OK		Siphesihle Mchunu - 491465	M3
10009	A	For motor 1 and motor 2 connect 11XR1 and 11XR2 and visually inspect that the following cables are connected from - 11XR1 connector to -11M1 motor and - 11XR2 connector to -11M2 motor respectively. NOTE: the cable configuration should be straight, none should cross the other		OK		Siphesihle Mchunu - 491465	M3
10010	I	Motor 2		OK		Siphesihle Mchunu - 491465	M3
10011	R	[-11XR2 connector (local: UND - 11XP2_2.X1 pin 1)] connected to: [- 11XT2 motor terminals (U) -11M2].		OK		Siphesihle Mchunu - 491465	M3
10012	A	Cable 11X2_2.X1 pin 1 is connected to 11XT2.		OK		Siphesihle Mchunu - 491465	M3
10013	R	[-11XR2 connector (local: UND - 11XP2_2.X2 pin 1)] connected to: [-		OK		Siphesihle Mchunu - 491465	M3

		11XT2 motor terminals (V) -11M2].					
10014	R	[-11XR2 connector (local: UND - 11XP2_2.X3 pin 1)] connected to: [- 11XT2 motor terminals (W) -11M2].		OK		Siphesihle Mchunu - 491465	M3
10015	R	-11M2 Motor terminals PE connected to - 11GND2.		OK		Siphesihle Mchunu - 491465	M3
10016	I	Motor 1		OK		Siphesihle Mchunu - 491465	M3
10017	R	[-11XR1 connector (local: UND - 11XP1_2.X1 pin 1)] connected to: [- 11XT1 motor terminals (U) -11M1].		OK		Siphesihle Mchunu - 491465	M3
10018	R	[-11XR1 connector (local: UND - 11XP1_2.X2 pin 1)] connected to: [- 11XT1 motor terminals (V) -11M1].		OK		Siphesihle Mchunu - 491465	M3
10019	R	[-11XR1 connector (local: UND - 11XP1_2.X3 pin 1)] connected to: [- 11XT1 motor terminals (W) -11M1].		OK		Siphesihle Mchunu - 491465	M3
10020	R	-11M1 Motor terminals PE connected to - 11GND.		OK		Siphesihle Mchunu - 491465	M3
10021	I	Bogie 2 (MB2)		OK		Siphesihle Mchunu - 491465	M3
10022	I	Visual Inspection		OK		Siphesihle Mchunu - 491465	M3
10023	A	For motor 3 and motor 4 visually inspect that the following cables are connected from -11XR3 connector to -11M3 motor and -11XR4 connector to -11M4 motor respectively. NOTE: the cable configuration should be straight, none should cross the other		OK		Siphesihle Mchunu - 491465	M3
10024	I	Motor 3		OK		Siphesihle Mchunu - 491465	M3
10025	R	[-11XR3 connector (local: UND - 11XP3_2.X1 pin 1)] connected to: [- 11XT3 motor terminals (U) -11M3].		OK		Siphesihle Mchunu - 491465	M3
10026	R	[-11XR3 connector (local: UND - 11XP3_2.X2 pin 1)] connected to: [- 11XT3 motor terminals (V) -11M3].		OK		Siphesihle Mchunu - 491465	M3
10027	R	[-11XR3 connector (local: UND - 11XP3_2.X3 pin 1)] connected to: [- 11XT3 motor terminals (W) -11M3].		OK		Siphesihle Mchunu - 491465	M3

10028	R	-11M3 Motor terminals PE connected to - 11GND3.		OK		Siphesihle Mchunu - 491465	M3
10029	I	Motor 4		OK		Siphesihle Mchunu - 491465	M3
10030	R	[-11XR4 connector (local: UND - 11XP4_2.X1 pin 1)] connected to: [- 11XT4 motor terminals (U) -11M4].		OK		Siphesihle Mchunu - 491465	M3
10031	R	[-11XR4 connector (local: UND - 11XP4_2.X2 pin 1)] connected to: [- 11XT4 motor terminals (V) -11M4].		OK		Siphesihle Mchunu - 491465	M3
10032	R	[-11XR4 connector (local: UND - 11XP4_2.X3 pin 1)] connected to: [- 11XT4 motor terminals (W) -11M4].		OK		Siphesihle Mchunu - 491465	M3
10033	R	-11M4 Motor terminals PE connected to - 11GND.		OK		Siphesihle Mchunu - 491465	M3



Serial Tests Report
TS221 – M3 – VFT
RTR Vehicle Functional Static Testing Report

Document Reference
GIB0000006452
Version: A0

Emission date
14/05/2024



Serial Tests Report TS221 – M3 – VFT RTR Vehicle Functional Static Testing Report	Document Reference GIB0000006452 Version: A0	Emission date 14/05/2024
---	--	-----------------------------

Section 5 – Report summaries

5.2 Results status

Test Instruction Sheet	Compliant	Incomplete	Non-compliant
Traction Motors	X		
Reflectometry	X		
Protective Bonding and Return Current	X		
Config	X		

5.3 Tools used

Function	Tool name	Tool number	Next Calibration date
012_PB	Megger	Megger	8/25/2025
025_NET_054_PIS	Cable Analyser DSX5000	Fluke machine_Ubunye	6/23/2024
CONFIG	Multimeter	Multimeter 5	8/23/2024

Vehicle	Equipment	Expected version	Version loaded
M3			